









1. Are you male or female?

| | | Response Percent | Response Count |
|--------------------------|---|------------------|----------------|
| Male |  | 33.3% | 14 |
| Female |  | 66.7% | 28 |
| answered question | | | 42 |
| skipped question | | | 0 |

2. Which category below includes your age?

| | | Response Percent | Response Count |
|--------------------------|---|------------------|----------------|
| 17 or younger | | 0.0% | 0 |
| 18-20 | | 0.0% | 0 |
| 21-29 |  | 11.9% | 5 |
| 30-39 |  | 26.2% | 11 |
| 40-49 |  | 16.7% | 7 |
| 50-59 |  | 28.6% | 12 |
| 60-69 |  | 9.5% | 4 |
| 70 or older |  | 7.1% | 3 |
| answered question | | | 42 |
| skipped question | | | 0 |





3. Select the category that best describes your ethnicity.

| | | Response Percent | Response Count |
|--------------------------|-------------------------------------|------------------|----------------|
| African-American | | 0.0% | 0 |
| Native American | <input type="checkbox"/> | 4.8% | 2 |
| Asian/Pacific Islander | <input type="checkbox"/> | 2.4% | 1 |
| Middle Eastern | | 0.0% | 0 |
| Caucasian | <input checked="" type="checkbox"/> | 83.3% | 35 |
| Hispanic/Latino | <input type="checkbox"/> | 4.8% | 2 |
| Other (please specify) | <input type="checkbox"/> | 4.8% | 2 |
| answered question | | | 42 |
| skipped question | | | 0 |




4. Where is your farm, nursery or ranch you are associated with located?

| | | Response Percent | Response Count |
|----------------------------|-------------------------------------|------------------|----------------|
| Pescadero | <input checked="" type="checkbox"/> | 61.5% | 24 |
| San Gregorio | <input type="checkbox"/> | 5.1% | 2 |
| La Honda | <input type="checkbox"/> | 5.1% | 2 |
| Loma Mar | <input type="checkbox"/> | 12.8% | 5 |
| South Half Moon Bay | <input type="checkbox"/> | 10.3% | 4 |
| Woodside (West of Skyline) | <input type="checkbox"/> | 5.1% | 2 |
| Other (please specify) | <input type="checkbox"/> | 12.8% | 5 |
| answered question | | | 39 |
| skipped question | | | 3 |

5. How many years have you been involved in agriculture?

| | | Response Percent | Response Count |
|--------------------------|---|------------------|----------------|
| 0-1 |  | 5.6% | 2 |
| 2-5 |  | 33.3% | 12 |
| 6-10 |  | 27.8% | 10 |
| 11-15 | | 0.0% | 0 |
| more than 15 |  | 33.3% | 12 |
| answered question | | | 36 |
| skipped question | | | 6 |

6. Describe how long your family has been in agriculture.

| | | Response Percent | Response Count |
|---|---|------------------|----------------|
| I grew up in a farming or ranching family where my parents were actively involved in the farm |  | 18.2% | 6 |
| I have multi consecutive generations of farming or ranching in my family |  | 24.2% | 8 |
| I am a 1st generation Farmer, I do not come from a farming family |  | 57.6% | 19 |
| answered question | | | 33 |
| skipped question | | | 9 |







7. Please check your annual household income level

| | | Response Percent | Response Count |
|----------------------------|--|------------------|----------------|
| Less than \$10,000 | | 3.1% | 1 |
| \$10,000 - \$25,000 | | 28.1% | 9 |
| \$25,000 - \$50,000 | | 18.8% | 6 |
| \$50,000 - \$75,000 | | 12.5% | 4 |
| \$75,000 - \$100,000 | | 18.8% | 6 |
| \$100,000 - \$200, 000 | | 12.5% | 4 |
| \$200,00 and above | | 6.3% | 2 |
| answered question | | | 32 |
| skipped question | | | 10 |

8. In the past year how much of your household income was generated from agriculture?

| | | Response Percent | Response Count |
|--------------------------|--|------------------|----------------|
| Less than 25% | | 51.6% | 16 |
| 26% - 50% | | 12.9% | 4 |
| 51% - 75% | | 6.5% | 2 |
| 76% - 100% | | 29.0% | 9 |
| answered question | | | 31 |
| skipped question | | | 11 |
















9. Which of the following categories best describes your involvement in agriculture?

| | | Response Percent | Response Count |
|--|---|------------------|----------------|
| Business Owner |  | 51.4% | 19 |
| Farm/Ranch/Nursery Manager |  | 8.1% | 3 |
| Employee |  | 16.2% | 6 |
| Intern, Volunteer, WWOOFer, Apprentice |  | 2.7% | 1 |
| Family Member |  | 10.8% | 4 |
| Other (please specify) |  | 10.8% | 4 |
| answered question | | | 37 |
| skipped question | | | 5 |

10. How many pounds per year do you produce?

| | Response Average | Response Total | Response Count |
|-------------------|------------------|----------------|----------------|
| Pounds per year | 20,231.25 | 161,850 | 8 |
| answered question | | | 8 |
| skipped question | | | 34 |

11. What crops do you grow/raise? (check all that apply)

| | | Response Percent | Response Count |
|------------------------------|---|------------------|----------------|
| fruits |  | 47.4% | 9 |
| vegetables |  | 63.2% | 12 |
| milk |  | 31.6% | 6 |
| fish or seafood | | 0.0% | 0 |
| beef |  | 15.8% | 3 |
| lamb |  | 26.3% | 5 |
| pork |  | 26.3% | 5 |
| goat |  | 21.1% | 4 |
| poultry |  | 21.1% | 4 |
| eggs |  | 57.9% | 11 |
| grains |  | 10.5% | 2 |
| honey |  | 10.5% | 2 |
| grapes for wine | | 0.0% | 0 |
| cut flowers |  | 36.8% | 7 |
| greenhouse and nursery crops |  | 5.3% | 1 |
| live plants and trees |  | 15.8% | 3 |
| fiber | | 0.0% | 0 |
| other non-food items | | 0.0% | 0 |
| Other (please specify) |  | 5.3% | 1 |
| answered question | | | 19 |
| skipped question | | | 23 |









12. Did you value-add any of the products?

| | | Response Percent | Response Count |
|-------------------|--|------------------|----------------|
| yes | | 50.0% | 9 |
| no | | 50.0% | 9 |
| answered question | | | 18 |
| skipped question | | | 24 |




13. If yes, what did you value-add?

| | | Response Percent | Response Count |
|---|--|------------------|----------------|
| baked goods | | 12.5% | 1 |
| juice or cider | | 25.0% | 2 |
| wine | | 0.0% | 0 |
| sausage | | 37.5% | 3 |
| cured or smoked meats | | 25.0% | 2 |
| cheese | | 0.0% | 0 |
| other dairy products | | 0.0% | 0 |
| jams | | 62.5% | 5 |
| prepared vegetables (such as kale chips) | | 25.0% | 2 |
| non-food items (such as soaps or lotions) | | 0.0% | 0 |
| Other (please specify) | | | 1 |
| answered question | | | 8 |
| skipped question | | | 34 |



14. How would you describe your farm's growing practices? Check all that apply

| | | Response Percent | Response Count |
|--|---|---------------------|-------------------|
| commercial agriculture (crops) |  | 15.0% | 3 |
| commercial agriculture (livestock) |  | 5.0% | 1 |
| not certified organic farming |  | 50.0% | 10 |
| certified organic farming |  | 30.0% | 6 |
| non-certified grass-fed ranching |  | 10.0% | 2 |
| certified grass-fed ranching |  | 10.0% | 2 |
| Diverse – mix of animal species and crops |  | 35.0% | 7 |
| pastured poultry and/or eggs |  | 55.0% | 11 |
| | Other (please specify) | | 1 |
| | answered question | | 20 |
| | skipped question | | 22 |






15. If not certified Organic or (Grass-Fed) are there barriers for not getting certified? Please check those barriers which apply

| | | Response Percent | Response Count |
|--|---|------------------|----------------|
| I'm not interested in getting certified. |  | 20.0% | 1 |
| Changing practices to meet standards would not be viable | | 0.0% | 0 |
| The fees for being certified are too high |  | 60.0% | 3 |
| The time to fill out paperwork is too much |  | 60.0% | 3 |
| | Other (please specify) | | 6 |
| | answered question | | 5 |
| | skipped question | | 37 |

16. Are you a direct marketing farmer? (Do you sell your products directly to consumers through outlets such as U pick, farm stands, farmers markets or CSAs?)

| | | Response Percent | Response Count |
|-----|--|------------------|----------------|
| yes |  | 95.0% | 19 |
| no |  | 5.0% | 1 |
| | answered question | | 20 |
| | skipped question | | 22 |

17. If yes, please check the outlets

| | | Response Percent | Response Count |
|---------------------------------------|--|------------------|----------------|
| Farmer's Markets |  | 78.9% | 15 |
| CSA (Community Supported Agriculture) |  | 47.4% | 9 |
| Directly to stores |  | 36.8% | 7 |
| Farm Stand |  | 26.3% | 5 |
| U Pick |  | 15.8% | 3 |
| | Other (please specify) | | 4 |
| answered question | | | 19 |
| skipped question | | | 23 |

18. How many acres to you actively farm or ranch on the South Coast?

| | Response Average | Response Total | Response Count |
|--------------------------|------------------|----------------|----------------|
| Acres | 388.05 | 7,373 | 19 |
| answered question | | | 19 |
| skipped question | | | 23 |

19. Do you have plans to expand your farming operation?

| | | Response Percent | Response Count |
|-----|--|--------------------------|----------------|
| yes | | 58.8% | 10 |
| no | | 41.2% | 7 |
| | | answered question | 17 |
| | | skipped question | 25 |

20. If your expansion plans require more land, approximately how many acres will you need?

| | | Response Percent | Response Count |
|-------|--|--------------------------|----------------|
| Acres | | 100.0% | 11 |
| | | answered question | 11 |
| | | skipped question | 31 |

21. What type of farmland are you looking for?

| | | Response Percent | Response Count |
|-------------------------------|--|--------------------------|----------------|
| Dry farm land (crops) | | 20.0% | 2 |
| Irrigated farm land (crops) | | 60.0% | 6 |
| Rangeland (livestock) | | 40.0% | 4 |
| Irrigated pasture (livestock) | | 10.0% | 1 |
| Other (please specify) | | 20.0% | 2 |
| | | answered question | 10 |
| | | skipped question | 32 |

22. Do you plan to retire (meaning to cease management control of the business)

| | | Response Percent | Response Count |
|-------------------------|--|------------------|----------------|
| Within the next 5 years | | 0.0% | 0 |
| In the next 5-10 years | | 0.0% | 0 |
| I don't plan to retire | | 100.0% | 17 |

Other (please specify) 2

answered question 17

skipped question 25

23. Describe any measure you have taken to ensure that your farm business continues operating after you retire.

| | Response Count |
|--|----------------|
|--|----------------|

3

answered question 3

skipped question 39





24. Do you lease or rent housing to others?

| | | Response Percent | Response Count |
|-----|--|------------------|----------------|
| yes | | 33.3% | 6 |
| no | | 66.7% | 12 |








answered question 18

skipped question 24





25. Who works on your farm/ranch/nursery?

| | | Response Percent | Response Count |
|------------------------------|---|------------------|----------------|
| Family Members |  | 37.5% | 6 |
| Farm Workers |  | 50.0% | 8 |
| Interns/Apprentices/WWOOFers |  | 18.8% | 3 |
| My farm has no employees |  | 25.0% | 4 |
| | Other (please specify) | | 2 |
| answered question | | | 16 |
| skipped question | | | 26 |

26. Describe your association with the land

| | | Response Percent | Response Count |
|--|---|------------------|----------------|
| I own the land |  | 25.0% | 5 |
| I manage the land |  | 25.0% | 5 |
| The land is owned by a family member |  | 5.0% | 1 |
| I have a multi-year lease on the land |  | 40.0% | 8 |
| I have a short-term lease on the land |  | 25.0% | 5 |
| I am currently looking for land to farm or ranch |  | 10.0% | 2 |
| Other (please specify) |  | 5.0% | 1 |
| answered question | | | 20 |
| skipped question | | | 22 |



27. If you lease or rent land the land owner is:

| | | Response Percent | Response Count |
|---|---|------------------|----------------|
| Another farmer or rancher |  | 11.1% | 1 |
| A private landowner that is not a farmer or rancher |  | 66.7% | 6 |
| An organization (such as a land trust or educational institution) |  | 33.3% | 3 |
| A unit of government (such as a town, state or regional park) | | 0.0% | 0 |
| Other (please specify) |  | 11.1% | 1 |
| answered question | | | 9 |
| skipped question | | | 33 |

28. If you lease the land from an organization or a unit of government please specify the owner

| | Response Count |
|--------------------------|----------------|
| | 2 |
| answered question | 2 |
| skipped question | 40 |

29. Describe your lease terms

| | | Response Percent | Response Count |
|---|--|------------------|----------------|
| a written lease |  | 77.8% | 7 |
| a handshake (verbal, not written) lease |  | 22.2% | 2 |
| an informal agreement | | 0.0% | 0 |
| Other (please specify) | | 0.0% | 0 |
| answered question | | | 9 |
| skipped question | | | 33 |

30. If you are satisfied with your current lease arrangement(s) please describe how it is working well.

| | Response Count |
|--------------------------|----------------|
| | 3 |
| answered question | 3 |
| skipped question | 39 |

31. If you are not satisfied, what are the challenges?

| | | Response Percent | Response Count |
|--|--|------------------|----------------|
| Not a long enough term | | 75.0% | 3 |
| Landlord is hard to work with | | 0.0% | 0 |
| Rent is expensive | | 25.0% | 1 |
| I can't do what I would like on the land | | 25.0% | 1 |
| Other (please specify) | | 50.0% | 2 |
| answered question | | | 4 |
| skipped question | | | 38 |




32. Do you rent a residence as part of the farm lease?

| | | Response Percent | Response Count |
|--------------------------|--|------------------|----------------|
| yes | | 66.7% | 6 |
| no | | 33.3% | 3 |
| answered question | | | 9 |
| skipped question | | | 33 |





33. If you are satisfied with your current house lease arrangement please describe how it is working well.

| | Response Count |
|--------------------------|----------------|
| | 2 |
| answered question | 2 |
| skipped question | 40 |

34. If not satisfied what are the challenges?

| | | Response Percent | Response Count |
|---|--|--------------------------|----------------|
| rent is too expensive for the salary of a farmer or rancher |  | 83.3% | 5 |
| housing arrangement is not long term |  | 50.0% | 3 |
| Other (please specify) |  | 16.7% | 1 |
| | | answered question | 6 |
| | | skipped question | 36 |

35. As far as you know, are any of the properties that you lease at risk of being taken away from you due to:

| | | Response Percent | Response Count |
|---|---|--------------------------|----------------|
| being sold |  | 60.0% | 3 |
| transferred due to death, illness or foreclosure |  | 40.0% | 2 |
| rented to another farmer | | 0.0% | 0 |
| owner does not specify that you will be there long-term |  | 40.0% | 2 |
| Other (please specify) |  | 20.0% | 1 |
| | | answered question | 5 |
| | | skipped question | 37 |










36. If you would like to own land what are the barriers preventing you from achieving this goal

| | | Response Percent | Response Count |
|--|--|------------------|----------------|
| I don't have sufficient funds to purchase | | 100.0% | 9 |
| I can't find a suitable property | | 11.1% | 1 |
| I believe I would not qualify for a mortgage due to my wages | | 55.6% | 5 |
| Other (please specify) | | 0.0% | 0 |
| answered question | | | 9 |
| skipped question | | | 33 |

37. If you would like to rent land or rent more land which of the following best describes your goals?

| | | Response Percent | Response Count |
|--|--|------------------|----------------|
| A lease agreement for 1-5 years | | 33.3% | 2 |
| A lease agreement for 6-20 years | | 0.0% | 0 |
| A lease agreement for more than 20 years | | 50.0% | 3 |
| A lease agreement with the option to build equity by owning improvements | | 50.0% | 3 |
| A lease agreement that gives me the opportunity to purchase the land | | 50.0% | 3 |
| Other (please specify) | | 0.0% | 0 |
| answered question | | | 6 |
| skipped question | | | 36 |

38. Are you interested in learning more or participating in the following programs offered by Puentes? Check all that apply

| | | Response Percent | Response Count |
|---|---|--------------------------|-----------------------|
| Housing assistance |  | 15.0% | 3 |
| Tax preparation assistance |  | 15.0% | 3 |
| Business and marketing assistance |  | 20.0% | 4 |
| Spanish classes for English speakers |  | 70.0% | 14 |
| English classes for Spanish speakers |  | 10.0% | 2 |
| Zumba Dance |  | 30.0% | 6 |
| Mental Health or parenting programs |  | 10.0% | 2 |
| Pescadero Grown Farmers Markets |  | 50.0% | 10 |
| Enrollment in health insurance and food security programs |  | 25.0% | 5 |
| | | answered question | 20 |
| | | skipped question | 22 |

39. Identify South Coast services, organizations and agencies that you have utilized and rate effectiveness. if you have not utilized the resource, leave blank.

| | not satisfied | somewhat satisfied | very satisfied | Rating Average | Response Count |
|--|-------------------|--------------------|--------------------------|----------------|----------------|
| Natural Resource Conservation Service | 0.0% (0) | 0.0% (0) | 100.0% (14) | 3.00 | 14 |
| Environmental Quality Incentives Program (EQIP) | 0.0% (0) | 12.5% (1) | 87.5% (7) | 2.88 | 8 |
| Wildlife Habitat Incentives Program (WHIP) | 0.0% (0) | 0.0% (0) | 0.0% (0) | 0.00 | 0 |
| FSA Farm Loan Programs | 100.0% (1) | 0.0% (0) | 0.0% (0) | 1.00 | 1 |
| Beginning Farmer and Rancher Development Grants | 0.0% (0) | 0.0% (0) | 100.0% (1) | 3.00 | 1 |
| Resource Conservation District | 0.0% (0) | 18.2% (2) | 81.8% (9) | 2.82 | 11 |
| Farmlinking programs such as CA FarmLink | 23.1% (3) | 38.5% (5) | 38.5% (5) | 2.15 | 13 |
| Ag loans | 0.0% (0) | 0.0% (0) | 0.0% (0) | 0.00 | 0 |
| Training and Education Programs run by non-profits | 0.0% (0) | 33.3% (2) | 66.7% (4) | 2.67 | 6 |
| Business planning, marketing classes | 0.0% (0) | 0.0% (0) | 0.0% (0) | 0.00 | 0 |
| College and University Farm and Ranch programs | 0.0% (0) | 20.0% (1) | 80.0% (4) | 2.80 | 5 |
| Ca Farm Bureau | 70.0% (7) | 30.0% (3) | 0.0% (0) | 1.30 | 10 |
| Community Alliance for Family Farms (CAFF) | 14.3% (1) | 57.1% (4) | 28.6% (2) | 2.14 | 7 |
| Pescadero Community Church commercial kitchen | 25.0% (1) | 50.0% (2) | 25.0% (1) | 2.00 | 4 |
| | | | Other or comments | | 3 |
| | | | answered question | | 22 |
| | | | skipped question | | 20 |

40. Rate the importance of the following areas the South Coast could provide a resource to the agricultural community.

| | not important | somewhat important | very important | Rating Average | Response Count |
|--|---------------|--------------------|-------------------|----------------|----------------|
| discounted group business insurance | 10.7% (3) | 25.0% (7) | 64.3% (18) | 2.54 | 28 |
| opportunities for value-added products | 3.6% (1) | 28.6% (8) | 67.9% (19) | 2.64 | 28 |
| affordable health care | 0.0% (0) | 14.3% (4) | 85.7% (24) | 2.86 | 28 |
| student loan assistance | 31.8% (7) | 22.7% (5) | 45.5% (10) | 2.14 | 22 |
| training for farmers and ranchers | 11.5% (3) | 30.8% (8) | 57.7% (15) | 2.46 | 26 |
| access to direct marketing outlets and opportunities | 3.8% (1) | 34.6% (9) | 61.5% (16) | 2.58 | 26 |
| linking farmers and ranchers with land owners | 11.5% (3) | 11.5% (3) | 76.9% (20) | 2.65 | 26 |
| incentives for landowners to keep land in agriculture | 3.4% (1) | 6.9% (2) | 89.7% (26) | 2.86 | 29 |
| farm and ranch tours to educate public and provide opportunities for on-farm sales | 0.0% (0) | 56.0% (14) | 44.0% (11) | 2.44 | 25 |
| legal assistance and representation around regulation, apprentices, etc. | 0.0% (0) | 22.2% (6) | 77.8% (21) | 2.78 | 27 |
| handbooks specific for County, State and Federal regulations as they apply to farm workers, necessary signage, food safety, etc. | 0.0% (0) | 35.7% (10) | 64.3% (18) | 2.64 | 28 |
| liaison with the County regarding farm labor housing | 12.0% (3) | 20.0% (5) | 68.0% (17) | 2.56 | 25 |
| food hub for South Coast Producers (*see definition below) | 11.5% (3) | 23.1% (6) | 65.4% (17) | 2.54 | 26 |
| commercial kitchen - specifically for the agriculture community | 0.0% (0) | 25.0% (7) | 75.0% (21) | 2.75 | 28 |

| | | | | | |
|--|-----------|-------------------|--------------------------|------|-----------|
| Pescadero Grown website – featuring farms and ranches, events, farm tours, etc. | 3.7% (1) | 51.9% (14) | 44.4% (12) | 2.41 | 27 |
| equipment cooperative use -rental of refrigerated trucks, tractors, harvesters and other equipment | 11.5% (3) | 26.9% (7) | 61.5% (16) | 2.50 | 26 |
| central refrigeration and cooling - space for meat and other frozen goods. | 4.2% (1) | 37.5% (9) | 58.3% (14) | 2.54 | 24 |
| | | | Other or Comments | | 3 |
| | | | answered question | | 30 |
| | | | skipped question | | 12 |

41. Please identify and explain what you believe is the most significant barrier facing anyone in the agriculture community on the South Coast?

| | | | | |
|--|--|--|--------------------------|-----------------------|
| | | | | Response Count |
| | | | | 21 |
| | | | answered question | 21 |
| | | | skipped question | 21 |

42. Please identify what you believe is the most helpful or effective policy, project or idea for assisting the agriculture community on the South Coast?

| | | | | |
|--|--|--|--------------------------|-----------------------|
| | | | | Response Count |
| | | | | 19 |
| | | | answered question | 19 |
| | | | skipped question | 23 |







43. Have you been authorized to accept SNAP (Food Stamp Program)?

| | | Response Percent | Response Count |
|-------------------|--|------------------|----------------|
| yes | | 12.0% | 3 |
| no | | 88.0% | 22 |
| answered question | | | 25 |
| skipped question | | | 17 |








44. As a farmer or rancher, do you offer any community outreach activities?

| | | Response Percent | Response Count |
|-------------------|--|------------------|----------------|
| yes | | 65.4% | 17 |
| no | | 34.6% | 9 |
| answered question | | | 26 |
| skipped question | | | 16 |





45. If yes, what did you offer?

| | | Response Percent | Response Count |
|---|--|--------------------------|-------------------|
| Nutrition education at schools or others locations |  | 23.5% | 4 |
| Food donations |  | 64.7% | 11 |
| Healthy cooking demonstrations |  | 11.8% | 2 |
| Farm or ranch tours |  | 70.6% | 12 |
| Workshops on farming or ranching practices |  | 29.4% | 5 |
| Farm to table meals |  | 41.2% | 7 |
| | Other (please specify) | | 3 |
| | | answered question | 17 |
| | | skipped question | 25 |

46. How do you get information out to the community?

| | | Response Percent | Response Count |
|---|--|------------------|----------------|
| printed materials |  | 70.0% | 14 |
| billboards |  | 10.0% | 2 |
| workshops, demonstrations, discussions or presentations |  | 35.0% | 7 |
| mass media (TV, radio, newspaper) |  | 15.0% | 3 |
| web (listservs, e mail newsletters, websites, blogs, facebook, twitter) |  | 85.0% | 17 |
| word of mouth |  | 95.0% | 19 |
| booth at Farmer's Market |  | 35.0% | 7 |
| | Other (please specify) | | 0 |
| answered question | | | 20 |
| skipped question | | | 22 |

47. Optional: Please fill out contact information. It will be kept confidential

| | | Response Percent | Response Count |
|--------------------------|--|------------------|----------------|
| Name |  | 100.0% | 20 |
| Farm/ranch/nursery |  | 85.0% | 17 |
| Email |  | 85.0% | 17 |
| Phone Number |  | 85.0% | 17 |
| answered question | | | 20 |
| skipped question | | | 22 |

48. Would you like to be considered as a case study in the published results?

| | | Response Percent | Response Count |
|-------------------|--|---------------------|-------------------|
| yes | | 25.9% | 7 |
| no | | 74.1% | 20 |
| answered question | | | 27 |
| skipped question | | | 15 |

Page 2, Q3. Select the category that best describes your ethnicity.

| | | |
|---|---|-----------------------|
| 1 | primarily caucasian with unregistered Native American | Mar 14, 2012 12:08 PM |
| 2 | Hispanic, Native American, Causcasian, Mid Eastern | Mar 14, 2012 10:28 AM |

Page 2, Q4. Where is your farm, nursery or ranch you are associated with located?

| | | |
|---|--------------------------|-----------------------|
| 1 | Ben Lomand | Mar 13, 2012 4:02 PM |
| 2 | Boulder Creek | Mar 13, 2012 11:01 AM |
| 3 | Davenport | Mar 13, 2012 9:38 AM |
| 4 | Tunitas Creek | Mar 7, 2012 11:26 PM |
| 5 | Bodega Bay and Penngrove | Mar 7, 2012 6:58 PM |

Page 2, Q9. Which of the following categories best describes your involvement in agriculture?

| | | |
|---|---|----------------------|
| 1 | Longtime interest in organic farming, use of land, gleaning, methods of production | Mar 16, 2012 6:46 AM |
| 2 | Puente volunteers, not farmers | Mar 14, 2012 9:32 AM |
| 3 | Farm Programs Director | Mar 14, 2012 9:32 AM |
| 4 | We have a family garden for veggies, soon a field for grains and an orchard for fruit | Mar 13, 2012 8:49 AM |

Page 3, Q10. How many pounds per year do you produce?

| | | |
|---|--------|-----------------------|
| 1 | 2000 | Mar 15, 2012 7:04 AM |
| 2 | 1500 | Mar 14, 2012 12:14 PM |
| 3 | 100000 | Mar 13, 2012 4:22 PM |
| 4 | 19450 | Mar 13, 2012 12:30 PM |
| 5 | 15000 | Mar 13, 2012 9:53 AM |
| 6 | 5000 | Mar 7, 2012 11:32 PM |
| 7 | 7200 | Mar 7, 2012 7:04 PM |
| 8 | 11700 | Mar 7, 2012 11:12 AM |

Page 3, Q11. What crops do you grow/raise? (check all that apply)

| | | |
|---|----------------------|-----------------------|
| 1 | heritage apple trees | Mar 14, 2012 12:14 PM |
|---|----------------------|-----------------------|

Page 3, Q13. If yes, what did you value-add?

| | | |
|---|---------------------|-----------------------|
| 1 | mixes without flour | Mar 13, 2012 11:53 AM |
|---|---------------------|-----------------------|

Page 3, Q14. How would you describe your farm's growing practices? Check all that apply

| | | |
|---|---|-----------------------|
| 1 | Jacobs Farm is presently converting the land to Organic | Mar 15, 2012 10:07 AM |
|---|---|-----------------------|

Page 3, Q15. If not certified Organic or (Grass-Fed) are there barriers for not getting certified? Please check those barriers which apply

| | | |
|---|--|-----------------------|
| 1 | I'm not interested in the certification itself; I do value the practices the certification covers. | Mar 13, 2012 12:30 PM |
| 2 | Not necessary for our customers (CSA, donation, upick) | Mar 13, 2012 9:53 AM |
| 3 | in the long process | Mar 8, 2012 10:02 PM |
| 4 | our customers know our practices | Mar 8, 2012 9:05 AM |
| 5 | landowner not interested | Mar 7, 2012 11:32 PM |
| 6 | intend to | Feb 27, 2012 4:39 PM |

Page 3, Q17. If yes, please check the outlets

| | | |
|---|--|-----------------------|
| 1 | direct to restaurants | Mar 14, 2012 12:14 PM |
| 2 | restaurants | Mar 13, 2012 11:53 AM |
| 3 | donations to Puente & Catholic Workers | Mar 8, 2012 9:05 AM |
| 4 | Restaurants | Mar 7, 2012 11:32 PM |

Page 3, Q18. How many acres to you actively farm or ranch on the South Coast?

| | | |
|----|------|-----------------------|
| 1 | 2500 | Apr 1, 2012 2:09 PM |
| 2 | 20 | Apr 1, 2012 2:03 PM |
| 3 | 8 | Mar 20, 2012 9:02 PM |
| 4 | 90 | Mar 15, 2012 10:07 AM |
| 5 | 2 | Mar 15, 2012 7:04 AM |
| 6 | 3 | Mar 14, 2012 12:14 PM |
| 7 | 14 | Mar 13, 2012 5:06 PM |
| 8 | 30 | Mar 13, 2012 4:22 PM |
| 9 | 23 | Mar 13, 2012 11:53 AM |
| 10 | 8 | Mar 13, 2012 9:53 AM |
| 11 | 55 | Mar 13, 2012 9:35 AM |
| 12 | 1 | Mar 13, 2012 8:21 AM |
| 13 | 5 | Mar 12, 2012 4:26 PM |
| 14 | 4 | Mar 8, 2012 10:02 PM |
| 15 | 2 | Mar 8, 2012 9:05 AM |
| 16 | 4 | Mar 7, 2012 11:32 PM |
| 17 | 2300 | Mar 7, 2012 7:04 PM |
| 18 | 2300 | Mar 7, 2012 11:12 AM |
| 19 | 4 | Feb 27, 2012 4:39 PM |

Page 3, Q20. If your expansion plans require more land, approximately how many acres will you need?

| | | |
|----|---|-----------------------|
| 1 | 12 | Mar 20, 2012 9:02 PM |
| 2 | NA | Mar 14, 2012 12:14 PM |
| 3 | 6 | Mar 13, 2012 5:06 PM |
| 4 | 20 | Mar 13, 2012 4:22 PM |
| 5 | 0 | Mar 13, 2012 12:30 PM |
| 6 | we hope to be actively managaging around 80 acres | Mar 13, 2012 11:53 AM |
| 7 | 0 | Mar 13, 2012 9:53 AM |
| 8 | ? | Mar 13, 2012 8:21 AM |
| 9 | 1 | Mar 7, 2012 11:32 PM |
| 10 | 10,000 | Mar 7, 2012 7:04 PM |
| 11 | 500-2000+ | Mar 7, 2012 11:12 AM |

Page 3, Q21. What type of farmland are you looking for?

| | | |
|---|-----------------------------------|---------------------|
| 1 | maybe forced out of business soon | Apr 1, 2012 2:03 PM |
| 2 | irrigated grazing land | Mar 7, 2012 7:04 PM |

Page 3, Q22. Do you plan to retire (meaning to cease management control of the business)

| | | |
|---|-------------------------------|----------------------|
| 1 | Retirement is pretty far off. | Mar 20, 2012 9:02 PM |
| 2 | don't know | Mar 8, 2012 9:05 AM |

Page 3, Q23. Describe any measure you have taken to ensure that your farm business continues operating after you retire.

| | | |
|---|-------------------------|-----------------------|
| 1 | trusts, estate planning | Mar 15, 2012 10:07 AM |
| 2 | N/A | Mar 13, 2012 5:06 PM |
| 3 | N/A | Mar 13, 2012 9:53 AM |

Page 3, Q25. Who works on your farm/ranch/nursery?

- | | | |
|---|---|-----------------------|
| 1 | I offer housing for a work-trade, and occasionally host woofers | Mar 14, 2012 12:14 PM |
| 2 | my husband and I | Mar 13, 2012 9:53 AM |

Page 3, Q26. Describe your association with the land

- | | | |
|---|--|-----------------------|
| 1 | I have a lease-option, unconvetional handshake style | Mar 14, 2012 12:14 PM |
|---|--|-----------------------|

Page 4, Q27. If you lease or rent land the land owner is:

- | | | |
|---|-----------|-----------------------|
| 1 | Not sure. | Mar 13, 2012 12:33 PM |
|---|-----------|-----------------------|

Page 4, Q28. If you lease the land from an organization or a unit of government please specify the owner

- | | | |
|---|----------|----------------------|
| 1 | P.O.S.T. | Mar 7, 2012 7:08 PM |
| 2 | POST | Mar 7, 2012 11:14 AM |

Page 4, Q30. If you are satisfied with your current lease arrangement(s) please describe how it is working well.

- | | | |
|---|---|-----------------------|
| 1 | The landowner is of a like-mind, relatively easy to work with, single, no children and no family members pressuring her to "get more" from the value of the property. | Mar 14, 2012 12:23 PM |
| 2 | The rates are low because they value our non-monetary contributions to the farm such as fertilization, additional eyes on the farm, natural pest reduction. | Mar 13, 2012 12:33 PM |
| 3 | One of the ranches on the South Coast is work for rent and that makes sense for rangeland leases. | Mar 7, 2012 11:14 AM |

Page 4, Q31. If you are not satisfied, what are the challenges?

- | | | |
|---|--|-----------------------|
| 1 | I am satisfied with the personal arrangement, but always hesitant to invest more time, energy and money as I have no solid commitment over the long term | Mar 14, 2012 12:23 PM |
|---|--|-----------------------|

Page 4, Q31. If you are not satisfied, what are the challenges?

| | | |
|---|---|----------------------|
| 2 | Landlord does not contribute to infrastructure improvements | Mar 7, 2012 11:14 AM |
|---|---|----------------------|

Page 4, Q33. If you are satisfied with your current house lease arrangement please describe how it is working well.

| | | |
|---|---|-----------------------|
| 1 | My rent is reasonable and the location is truly lovely | Mar 14, 2012 12:23 PM |
| 2 | It is a great house for us (small), and they are careful to provide a very high standard of living. | Mar 13, 2012 12:33 PM |

Page 4, Q34. If not satisfied what are the challenges?

| | | |
|---|---|-----------------------|
| 1 | I am responsible for all expenses including infrastructure improvements that would more often than not be the responsibility of a landlord, so things can get very spendy - | Mar 14, 2012 12:23 PM |
|---|---|-----------------------|

Page 4, Q35. As far as you know, are any of the properties that you lease at risk of being taken away from you due to:

| | | |
|---|---|-----------------------|
| 1 | In the event of an untimely death of the landlord, I would be at serious risk of losing my investments in the property and my home - I do not know for certain if she has made provisions or mention of our agreement in her will or estate planning. | Mar 14, 2012 12:23 PM |
|---|---|-----------------------|

Page 5, Q39. Identify South Coast services, organizations and agencies that you have utilized and rate effectiveness. if you have not utilized the resource, leave blank.

| | | |
|---|---|-----------------------|
| 1 | I've been involved with Pescadero History Society, SouthCoast Artists Alliance, and somewhat with CASE (Coast Alliance for Species Enhancement). I would like to be more involved in a community canning project at Community Church or other commercial kitchen to harvest and preserve food that otherwise just fall to the ground and rot because distribution has not been organized. | Mar 16, 2012 6:55 AM |
| 2 | Have utilized Puente's Farmer's Market and assistance from Puente for Utilities and Rent. Extremely satisfied with Puete's Service and Lorena Vargas. | Mar 15, 2012 2:27 PM |
| 3 | I have never applied for grants for my own place because I did not want to compete with colleagues who are more talented farmers with fewer options and | Mar 14, 2012 12:34 PM |

Page 5, Q39. Identify South Coast services, organizations and agencies that you have utilized and rate effectiveness. if you have not utilized the resource, leave blank.

less favorable situations than mine - - -

Page 5, Q40. Rate the importance of the following areas the South Coast could provide a resource to the agricultural community.

| | | |
|---|---|-----------------------|
| 1 | Wow. You have it covered. I am really excited. | Mar 16, 2012 6:55 AM |
| 2 | not just liaison with county for farm labor, but much more. SMC should allow farmers to augment their income through ag tourism or small cottages on a farm where visitors may learn about us | Mar 15, 2012 10:15 AM |
| 3 | excellent job Donika! | Mar 15, 2012 7:10 AM |

Page 5, Q41. Please identify and explain what you believe is the most significant barrier facing anyone in the agriculture community on the South Coast?

| | | |
|----|--|-----------------------|
| 1 | Open Space | Apr 1, 2012 2:11 PM |
| 2 | Government Regulations | Apr 1, 2012 2:05 PM |
| 3 | For my business, it is the increasing cost of producing food and running a small business compared with typically low net return on fresh-market vegetable crops. | Mar 20, 2012 9:11 PM |
| 4 | The Red Tape around the Start up of A Aricultural Business | Mar 15, 2012 2:27 PM |
| 5 | zoning restrictions prevent the creation of smaller ag parcels affordable to young farmers. Coastal Zone regs do not allow mother-in-law units needed to provide housing | Mar 15, 2012 10:15 AM |
| 6 | The cost of living combined with the lack of available on-farm housing with equity stake for new farmers | Mar 14, 2012 12:34 PM |
| 7 | Land access. | Mar 14, 2012 11:03 AM |
| 8 | Making a go of it financially. It is very challenging to start a new farming venture, gathering land, tools and equipment whil supporting a family in this high cost of living area. | Mar 13, 2012 5:12 PM |
| 9 | Cost of land | Mar 13, 2012 4:22 PM |
| 10 | long term access to land . secure access i. e. ownership or lifetime lease.. & affordable housing | Mar 13, 2012 12:01 PM |
| 11 | Affordable housing. | Mar 13, 2012 11:19 AM |
| 12 | land access | Mar 13, 2012 11:16 AM |
| 13 | Access to land, affordable housing and water access | Mar 13, 2012 10:05 AM |
| 14 | Unavailability of housing. Inability to build equity. Inability to have long term security. The insecurity of our water supply. | Mar 13, 2012 9:41 AM |
| 15 | In my case, time. For others, probably the ability to make a reasonable living if they are not doing this for their encore career or have an existing source of income to support them and their families. | Mar 13, 2012 8:54 AM |
| 16 | Lack of access to markets because they are overly saturated with both large and small farmers. Being the new guy is very difficult and is hard to start a farm in this area. | Mar 12, 2012 4:35 PM |
| 17 | land access and affordability | Mar 8, 2012 10:08 PM |
| 18 | land cost | Mar 8, 2012 9:07 AM |
| 19 | paying civilian rent on a farmer's wages, i.e. housing costs too much. Cheap food isn't really good for anyone. Farmers need to be paid more for their work. | Mar 7, 2012 11:46 PM |
| 20 | lack of available land | Mar 7, 2012 7:13 PM |

Page 5, Q41. Please identify and explain what you believe is the most significant barrier facing anyone in the agriculture community on the South Coast?

21 Access to affordable housing and long-term lease arrangements

Mar 7, 2012 11:20 AM

Page 5, Q42. Please identify what you believe is the most helpful or effective policy, project or idea for assisting the agriculture community on the South Coast?

| | | |
|----|---|-----------------------|
| 1 | Investment in cooperative, value-added production facilities for small producers, as well as policies that make it more feasible, while still safe, for these small producers to create value-added products. | Mar 20, 2012 9:11 PM |
| 2 | Small Business Classes about Grants and Start up procedures for small agricultural business | Mar 15, 2012 2:27 PM |
| 3 | County Policies which foster ag, direct sales and ag and eco tourism and for young farmers and support as well as limited ag tourism visitor housing on planned ag land (PAD) | Mar 15, 2012 10:15 AM |
| 4 | a local farmers association to assist with all the items you listed in #29 | Mar 15, 2012 7:10 AM |
| 5 | Forming a food hub and/or creative ways to aggregate south coast products for direct marketing would make an immediate impact - land access goals are so very important, but will be years in the making and are largely out of the control of the current new-farm community, so a project that allows current new-farm growers and workers to exercise some control over the timeline emerges as a priority project from my POV - | Mar 14, 2012 12:34 PM |
| 6 | Land grants | Mar 14, 2012 11:03 AM |
| 7 | NRCS/RCD programs. | Mar 13, 2012 8:09 PM |
| 8 | It seems, Puente. I know little about the Puente program but based upon the questions in this survey, it seems they are truly there to help and I hope to learn more about them. | Mar 13, 2012 5:12 PM |
| 9 | A trade exchange | Mar 13, 2012 4:22 PM |
| 10 | resources on how to navigate necessary bureaucracy and help permitting/building affordable & healthy long term housing | Mar 13, 2012 12:01 PM |
| 11 | Access to loans through programs like Slow Money; exemptions for small farmers | Mar 13, 2012 10:05 AM |
| 12 | NRCS, EQIP | Mar 13, 2012 9:41 AM |
| 13 | The Williamson Act, and the shared equipment (and transportation of it?) mentiond in the survey earlier. | Mar 13, 2012 8:54 AM |
| 14 | Land access assistance and new markets in populated and lucrative communities. | Mar 12, 2012 4:35 PM |
| 15 | Food hub to centralize food and its origins. Instead of individual farms moving produce. Exporters move products based on consumer consumption. Farmers can be relieved of distrution and focused on farming. | Mar 9, 2012 11:35 PM |
| 16 | commercial kitchen space, food hub, farmers market. linking land-owners/older farmers with young or new farmers. | Mar 8, 2012 10:08 PM |
| 17 | food hub, land access via POST, Mid-Pen, etc | Mar 8, 2012 9:07 AM |

Page 5, Q42. Please identify what you believe is the most helpful or effective policy, project or idea for assisting the agriculture community on the South Coast?

| | | |
|----|---|----------------------|
| 18 | commercial ag kitchen | Mar 7, 2012 11:46 PM |
| 19 | Urging the large land owners such as POST and MROSD to encourage agriculture by providing long-term leases, affordable housing for farmers and ranchers and infrastructure improvements on land and housing that is in their control. | Mar 7, 2012 11:20 AM |

Page 6, Q45. If yes, what did you offer?

| | | |
|---|---|-----------------------|
| 1 | I do not offer any on-farm activities - all through the Farmer's Market and/or The HEAL Project | Mar 14, 2012 12:37 PM |
| 2 | Food preservation workshops | Mar 13, 2012 10:10 AM |
| 3 | value added production workshop | Mar 7, 2012 11:48 PM |

